

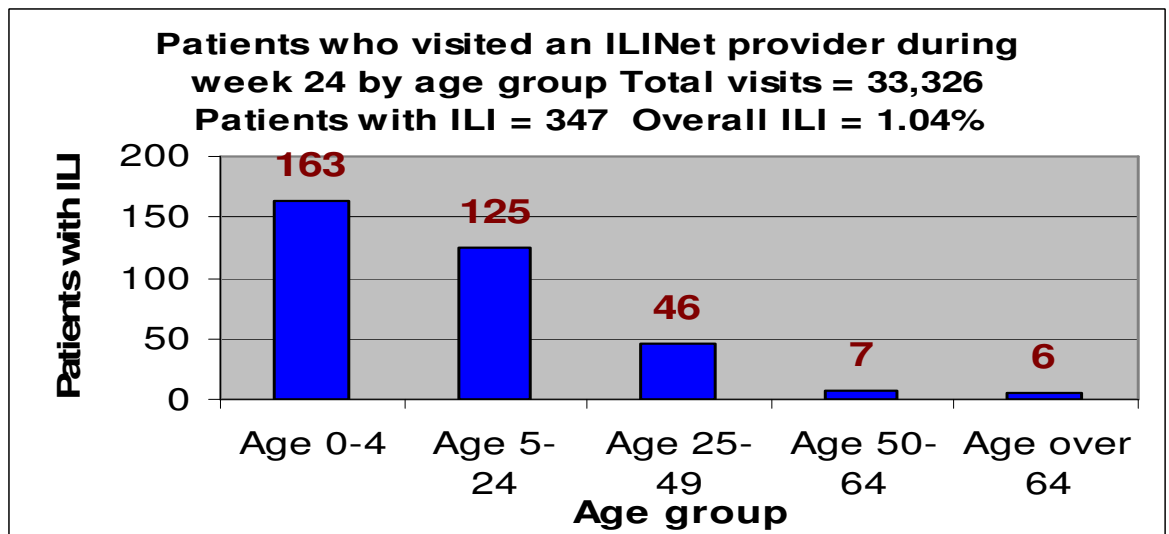
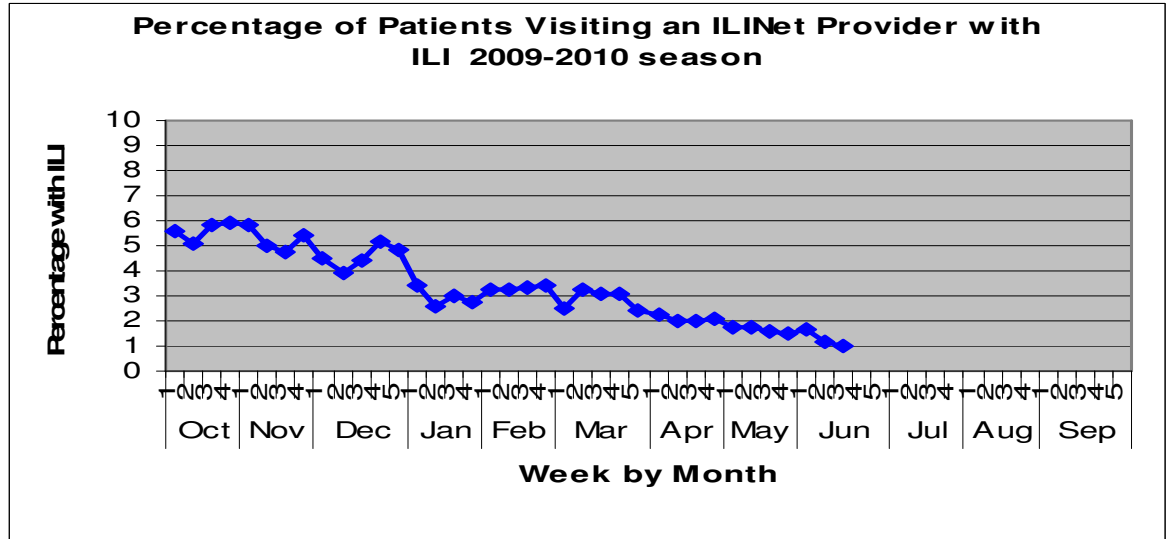
Georgia Influenza Weekly Summary Report – 2009-2010 Season

CDC week 24 (Updated 6/25/2010)

ILINet (volunteer providers who report the percentage of patients with ILI seen by their practice or facility weekly)

Georgia Data

For week 24 (ending June 19, 2010), **1.04%** of patient visits to ILINet providers were for influenza-like illness (ILI: fever $\geq 100^\circ$ F and cough and/or sore throat in the absence of a *known* cause other than influenza).



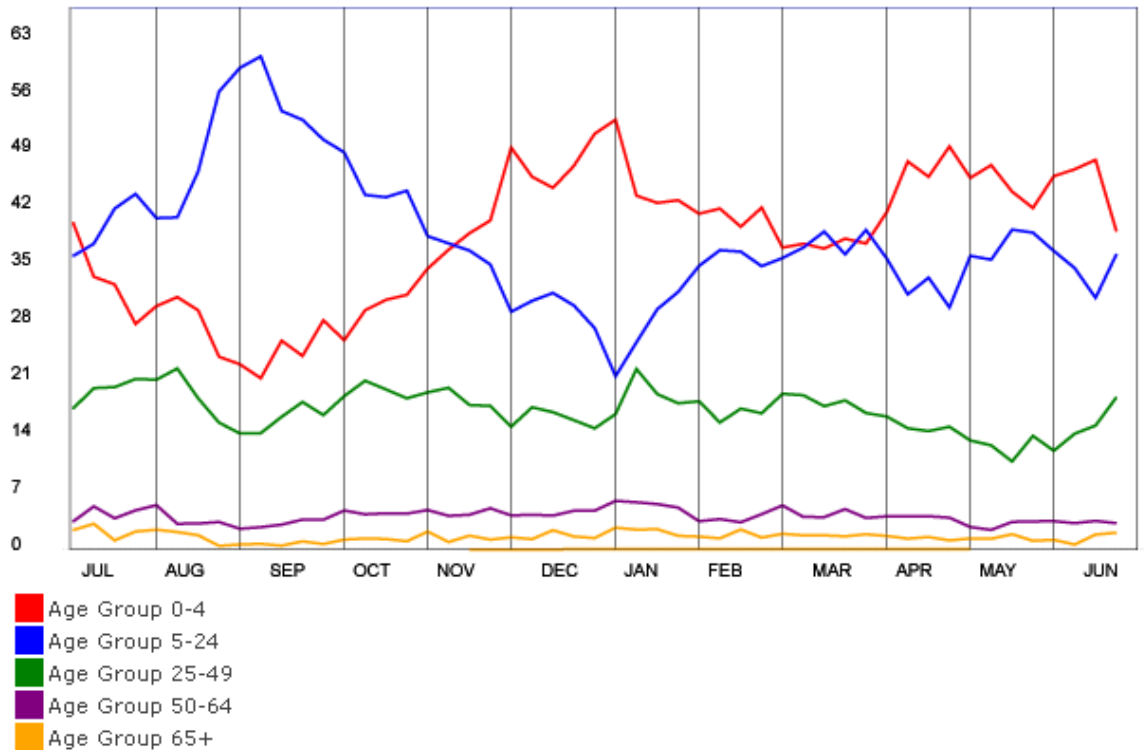
**Council of State and Territorial Epidemiologists
 Influenza Activity Report – Georgia**

The CSTE weekly report will be resumed when the CDC’s FluView publication resumes in the fall (during MMWR week 40).

Georgia Influenza Weekly Summary Report – 2009-2010 Season CDC week 24 (Updated 6/25/2010)

Syndromic Surveillance Data
Weekly Influenza-like Illness Syndrome by Age Group (% by age group of visits grouped into the ILI syndrome)

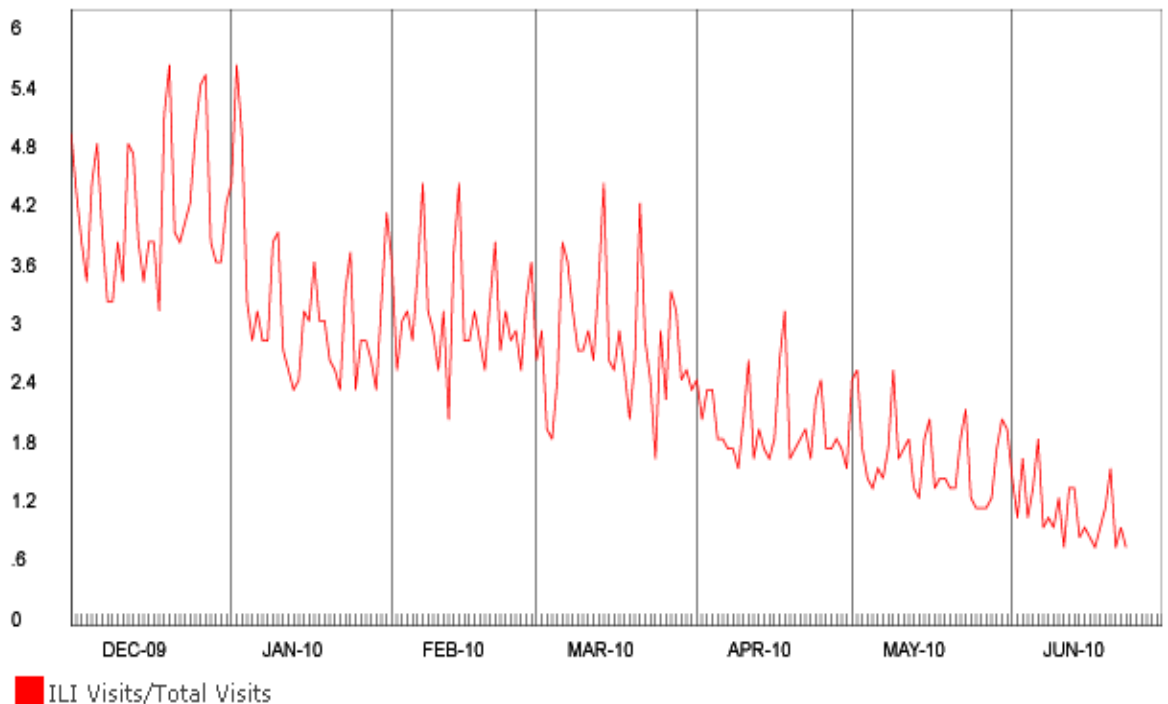
Weekly Percent of ILI Syndrome Visits by Age Group



Syndromic Surveillance Data
Daily Influenza-like Illness Syndrome (percentage of ILI visits)

Daily Percent of ILI Syndrome Visits to Georgia Emergency Departments

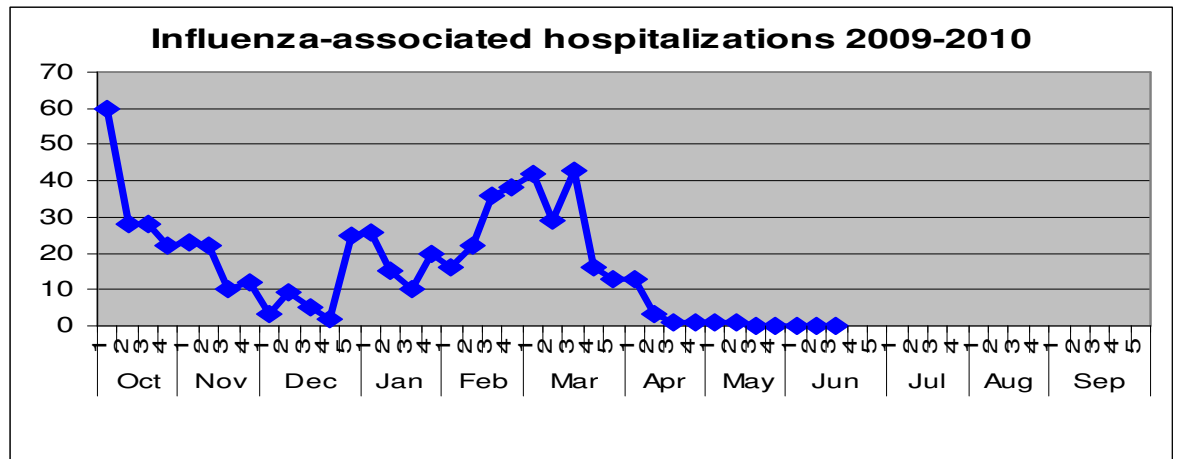
(Measured by ILI syndrome/ Total visits from Georgia Syndromic Surveillance Program emergency department chief complaint data)



Georgia Influenza Weekly Summary Report – 2009-2010 Season CDC week 24 (Updated 6/25/2010)

Influenza (seasonal and 2009 H1N1) Hospitalizations 2009-2010 (cumulative beginning August 30, 2009- through report week)	Age Group	Number of Hospitalizations
	0 – 4	83
	5- 18	104
	19 – 24	106
	25 – 49	313
	50 - 64	209
	65 +	48
	Total	863 (no increase from last week)
Influenza (seasonal and 2009 H1N1) Deaths 2009-2010 (cumulative beginning August 30, 2009 through report week)	Age Group	Number of Deaths
	0 – 4	5
	5- 18	7
	19 – 24	4
	25 – 49	30
	50 - 64	24
	65 +	4
	Total	74 (0 deaths reported this week)

Influenza-associated hospitalizations by week reported to PH (seasonal and 2009 H1N1) 2009-2010
(beginning with week 40)



Georgia Influenza Weekly Summary Report – 2009-2010 Season CDC week 24 (Updated 6/25/2010)

Laboratory Data

A positive influenza B was detected at the State Public Health Laboratory during week 24. This was the first influenza B detected by the State Lab during the 2009-2010 influenza season. A total of two influenza B viruses have been reported for the 2009-2010 season.

No positive 2009 H1N1 lab results were reported during week 24.

Flu News

CDC's H1N1 Influenza Website has the latest information on national surveillance and epidemiology, recommendations and guidance for healthcare providers and the public. Please visit <http://cdc.gov/h1n1flu/> for the latest information. For information on seasonal influenza, visit CDC's Seasonal Influenza site at <http://cdc.gov/flu/>.

The Georgia Department of Community Health - Division of Public Health revises guidance and recommendations specific to Georgia on a regular basis. Please visit our website at <http://health.state.ga.us>. For surveillance data, please visit <http://health.state.ga.us/epi/flu/>.

CDC proposes new flu guidance for healthcare facilities

<http://www.cidrap.umn.edu/cidrap/content/influenza/swineflu/news/jun2310guidance.html>

Novel Swine Influenza Virus Reassortants in Pigs, China

<http://www.cdc.gov/eid/content/16/7/1162.htm>